



Home  
Open Ticket

MENU

# Knowledge Base

Search the Knowledge Base

## Adding and Managing Portfolio Projects

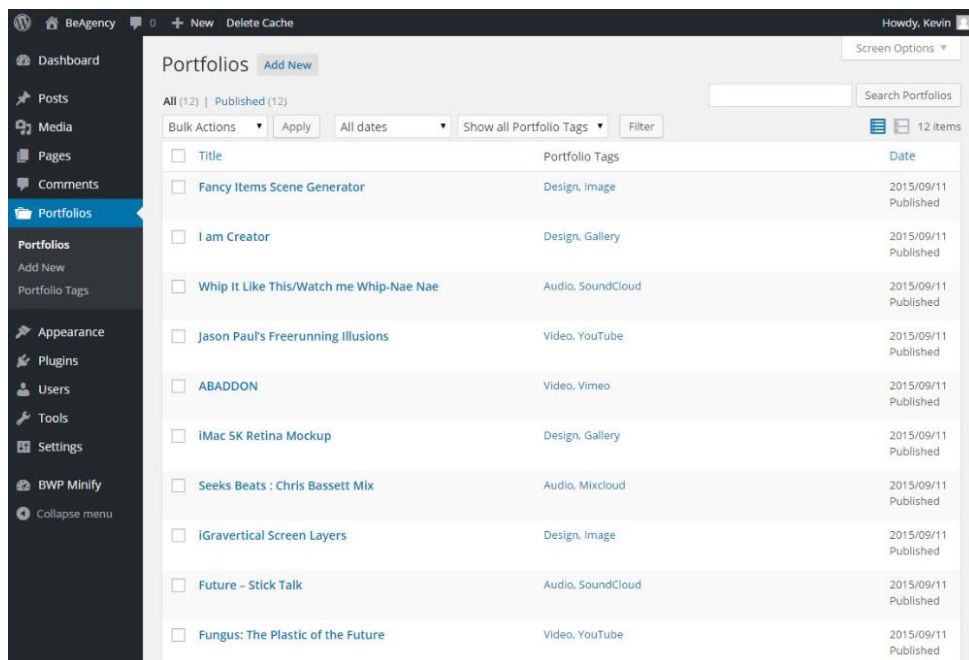
Created [April 22, 2020](#) | Author [Rohit](#) | Category [General](#)

Our themes include a portfolio custom post type which can showcase your projects on the front page of your site. You can manage your projects under the new **Portfolios** menu item in the sidebar.

Archives

Categories

No categories



Meta

Log in

Entries feed

Comments feed

WordPress.org


Similar to the way you add new blog posts, you can add a new project

under **Portfolios** -> **Add New**. Portfolio projects are ordered by the date they're created, with the most recent project displayed first.

1. Add a title and the content to describe your project.



2. Along with the Portfolio content type, you can add **Portfolio Tags** (similar to Post Tags) to categorize your projects. They are available in the Portfolio menu item and on the Edit Project page.



3. Add some additional information in the **Portfolio Metabox** area. It is easy to embed audios or videos from popular websites (YouTube, Vimeo, SoundCloud, etc.) for your project, you just need to paste the link.



4. Click **Set Featured Image** and upload image(s) for your project, and then set one as the **Featured Image**.




5. Publish your project.

### *Note*

*If you upload more than one image for your*

*project, it will automatically create a gallery for it. Images will be arranged in order of uploading sequencing. If you want to delete images, you just need to go to **Media -> Library** to delete them from your WordPress dashboard.*





















Was this article helpful?

Yes

No

## Related Articles

---

 Upgrading license	 1	 1849
 Activating Your Theme License	 -13	 5366
 Getting MailChimp API Key and List ID	 -20	 5087
 Getting Twitter API Consumer and Secret Keys	 -2	 1853
 Using Front Page Module Builder	 -6	 3552
 Theme Customizing: Site Icon & Logo	 -40	 6529

---

BeTheme WordPress Theme

Powered by Xtendify.