

Knowledge Base



Theme Customizing: General

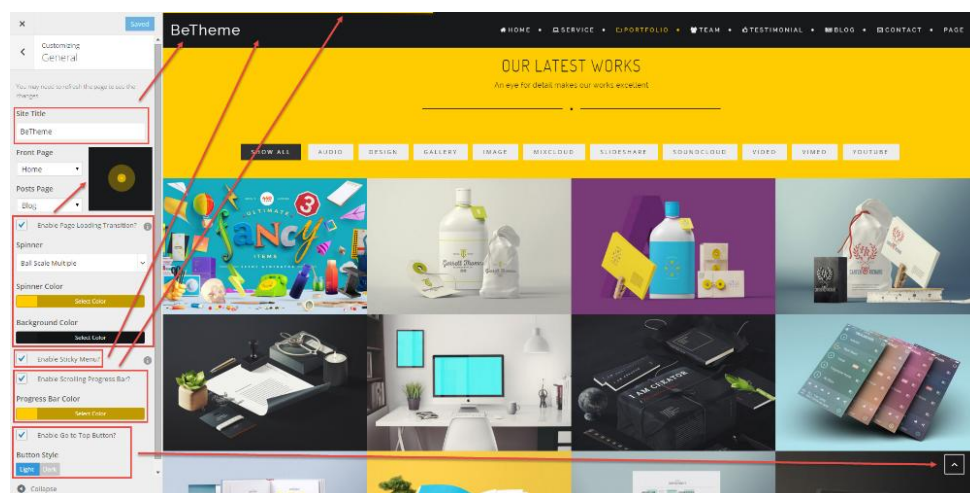
Created [April 22, 2020](#) | Author [Rohit](#) | Category [BeOnePage](#)

[Archives](#)

Here you can set Site Title, Front Page and Posts Page. Also customize the Page Loading Transition, Sticky Menu, Scrolling Progress Bar and Go to Top Button.

[Categories](#)

No categories


[Meta](#)
[Log in](#)
[Entries feed](#)
[Comments feed](#)
[WordPress.org](#)

- **Page Loading Transition.** You can show the interactive loader while the page loads in the background.
- **Sticky Menu.** If enabled, the menu will be accessible from anywhere without having to scroll.
- **Go to Top Button.** If enabled, when a user scrolls past a certain point on a web page, this helpful button appears, enabling users to easily return to the top of a page.

Note



















*There is no live preview when you change the options for **Page Loading Transition**. After you have saved the changes, you will need to refresh the page without **Customizer** to see the changes. **Go to Top Button** will be hidden on mobile devices even when you have enabled it.*

Was this article helpful?

Yes

No

Related Articles

 BeOnePage Pro Update With Redux	 3	 792
 BeOnePage Installing Guide Links	 11	 9515
 Theme Customizing: Site Footer	 0	 2526
 Theme Customizing: Blog Page	 -14	 3308
 Theme Customizing: Typography	 -10	 2758
 Creating Navigation Menus	 1	 2636

BeTheme WordPress Theme

Powered by Xtendify.