

Knowledge Base



Theme Customizing: Typography

Created April 22, 2020 | Author Rohit | Category BeOnePage

BeOnePage offers some advanced options to customize the theme's typography. You can select from various font families integrate with Google Web Fonts, and change the font size. The options to customize the theme's typography can be found under **Appearance -> Customize -> Typography**.

Archives

Categories

No categories

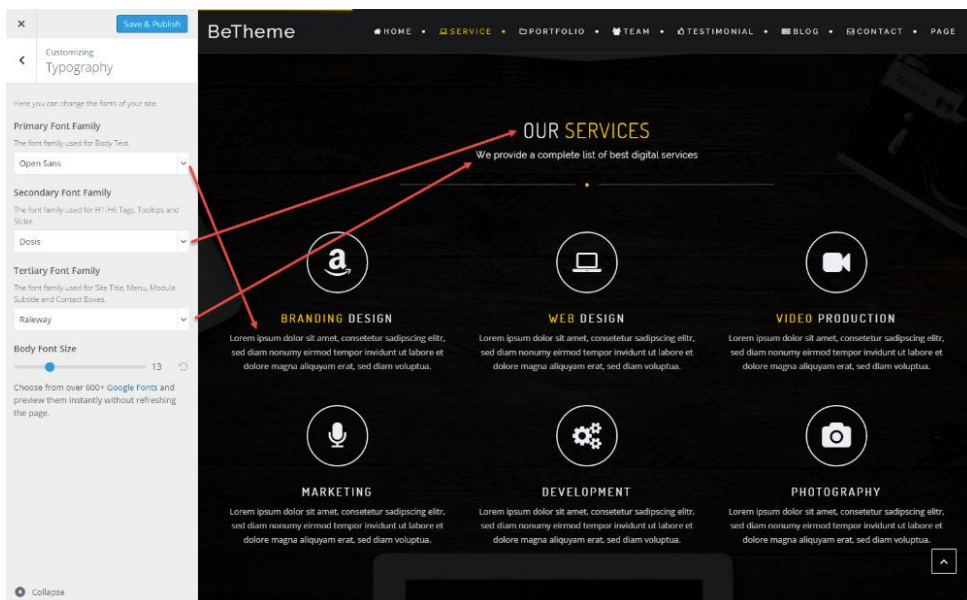
Meta

Log in

Entries feed

Comments feed

WordPress.org



- **Primary Font Family.** The font family used for Body Text..
- **Secondary Font Family.** The font family used for H1-H6 Tags, Tooltips and Slider.



















- **Tertiary Font Family.** The font family used for Site Title, Menu, Module Subtitle and Contact Boxes.

Was this article helpful?

Yes

No

Related Articles

 BeOnePage Pro Update With Redux	 3	 792
 BeOnePage Installing Guide Links	 11	 9515
 Theme Customizing: Site Footer	 0	 2526
 Theme Customizing: Blog Page	 -14	 3308
 Theme Customizing: General	 -5	 3042
 Creating Navigation Menus	 1	 2636

BeTheme WordPress Theme

Powered by Xtendify.